

MALAWI

EXTERNAL EVALUATION REPORT SUMMARY CLEAR PROJECT (2011-15)



Making a better life for children in tobacco growing communities

OUR STRATEGY FOR ELIMINATING CHILD LABOUR

The ECLT Foundation strives to give children every opportunity to reach their full potential. We do this by addressing the root causes of child labour in tobacco growing.

We focus our work on six **strategic objectives**:

- prevention
- withdrawal
- education
- awareness
- strengthening communities
- alleviating poverty

All of our projects take a comprehensive, inclusive approach to making a better life for children in tobacco-growing communities. The six core objectives are holistic and customized to the unique needs of the communities, and informed by the processes and strategies embedded in the project.

CONTENTS

Evaluation approach and design	6
Project results	8
Our delivery of targets	12



The public sharing of our independent evaluation results is in line with our commitment to accountability, transparency, continuous learning and improvement. These values are fundamental to the success of our programmes.

At ECLT, we are committed to upholding the highest evaluation standards. We value the use of rigorous methods to understand how our programmes impact children and the communities we serve. We believe that both qualitative and quantitative methods, in combination, can provide a better understanding of the child labour problem than either research approach alone.

Our evaluations cover the criteria of relevance, effectiveness, efficiency, sustainability and impact.

This project evaluation was commissioned at the end of the CLEAR project to get external, independent assessment of the project achievements at outcome and impact levels, and to identify the supporting factors and constraints that have led to this achievement or lack of. The evaluation makes recommendations on interventions that generated large effects on child labour, and highlights good practices for further replication and to improve project design for future work.


The results of the CLEAR Project presented in the independent evaluation report validate the ECLT Foundation's approach to elimination of child labour in tobacco growing. In particular, the results underline the value of an integrated area-based actions to child labour elimination. However,

isolating the causal effects of individual elements of an integrated programme presents methodological challenges. This is an area for potential improvement as we seek to impact the supply chain based on solid evidence.

The results summarized in this report would not have been possible without the operational expertise and dedication of our implementing partners.

The CLEAR Project was implemented by Save the Children International Malawi and Youthnet and Counselling (YONECO), Creative Centre for Community Mobilization (CRECCOM) and Total Land Care (TLC) as sub-grantees.

The unwavering support and commitment of the ECLT team and the Board also deserve special mention. Our thanks also go to IMPAQ International LLC for so ably leading the evaluation.



Sonia Velazquez
Executive Director

And the team



October 2016

INDEPENDENT CONSULTANTS' EVALUATION APPROACH AND DESIGN



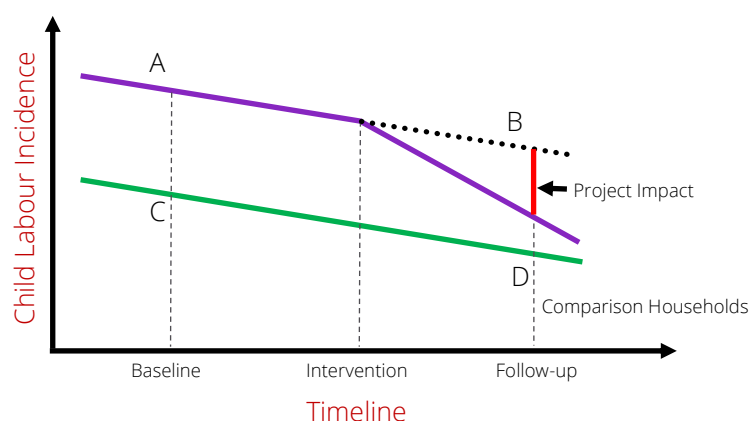
If households were assigned to the CLEAR Project beneficiary group (treatment) and non-beneficiary group (comparison) randomly, the initial conditions (observable and unobservable) between households would be identical in the two groups, on average. The differences in key outcomes measured after the interventions, such as child labour incidence and hazardous work incidence, could therefore be attributed to the various CLEAR Project activities.


In the CLEAR Project evaluation, we used a rigorous non-experimental design: difference-in-differences (DID) with a comparison group analytic method to evaluate the impact of the CLEAR Project^a.

The DID design compares the before-after changes in outcomes between households in intervention areas (treatment group) and households in comparison areas (comparison group). It is important to note that DID does not require baseline (pre-intervention) conditions to be the same in treatment and comparison groups. But for DID to be valid, the comparison group must accurately represent the change in outcomes that would have been experienced by the treatment group in the absence of the intervention. In other words, the key identifying assumption behind the DID is that time trends (changes) in outcomes between the treatment and comparison groups should be similar.

In a DID design, the difference in outcome before and after the intervention for the comparison group (D-C) is subtracted from the change in outcome for the treatment group (B-A); equivalently, the difference in outcomes between the treatment and

comparison groups at baseline is subtracted from the difference in outcomes between the treatment and comparison groups at follow-up. CLEAR's program impact is $(B-A) - (D-C) = (A-C) - (B-D)$.



 *“We adopted the ILO statistical framework for the measurement of child labour and Malawi law, including the list of hazardous work, for determining children labour in tobacco growing. The prohibited work for children in Malawi includes “topping and suckering activities or handling tobacco leaves in the harvesting process; handling or grading tobacco leaves in damp conditions or conditions of poor lighting or ventilation; [and] any other work involving tobacco in commercial tobacco estates and farms.”*



The CLEAR final evaluation survey data collection was designed so that it would provide follow-up information for a sample of households in the baseline study to measure the progress they made under the CLEAR Project.

We drew a random sample of 508 households from the original baseline respondents in both treatment and comparison villages. From the 508 households, we interviewed the head of household (defined as the person age 18 or older who is most knowledgeable about the household) and a maximum of three children per household, resulting in a sample of 1'194 children.

Our qualitative data collection combined a review and analysis of project documents, key informant interviews with stakeholders at all levels of involvement, and focus groups with committee members and beneficiaries from schools in all impact areas of the CLEAR Project.



IMPAQ International, LLC
10420 Little Patuxent Parkway
Columbia, MD 21044
Telephone: (443) 259-5500

About IMPAQ International

IMPAQ's mission is to create enduring solutions to global problems through rigorous approaches and innovative thinking.

With research studies, program evaluations, implementation assistance, surveys and data

collection, technical solutions, and communications strategies, IMPAQ helps governments, businesses, foundations, non-profits, and universities evaluate and enhance their programs and policies.

^aCombining baseline and follow-up data being collected for the treatment and comparison groups, we estimated the DID by using the following multivariate regression approach:

$$\text{"Outcome"} = \alpha + \beta T + \gamma F + \delta(T \cdot F) + \lambda X + \epsilon$$

Where: The left-hand side of the equation is the outcome variable of interest. The variables on the right-hand side include:

- A dummy variable T, which equals 1 if the observation is in the treatment group and zero otherwise. The estimate of β captures the group effect. In other words, T controls for any differences in the outcome variable that are associated with being in the treatment group.
- A dummy variable F, which equals 1 in the follow-up year and zero in the baseline year. The estimate of γ captures the time effect. In other words, F controls for any changes in the outcome variable that occur over time and are common for treatment-group and comparison-group members.
- An interaction term(T·F), which equals 1 if the observation is in the treatment group and in the follow-up year and zero otherwise (i.e., for comparison group members in both the baseline and follow-up years, and for the treatment group in the baseline year). The estimate of δ captures the impact of the project on the outcome variable; this is the parameter of interest.
- A vector X of other relevant explanatory variables that may be related to the outcome of interest and will help control for baseline household characteristics. Including these explanatory variables will reduce the amount of unexplained variation in the outcome variable, thereby increasing the accuracy of our parameter estimates.

For each regression model, we estimated the following: the parameters α , β , γ , δ , and the elements of the vector λ . All else being equal, positive parameter estimates will indicate that the corresponding, right-hand-side variable is associated with an increase in the outcome measure. Likewise, negative parameter estimates will indicate a negative association. We will use t-tests to measure the statistical significance of the parameter estimates. Where we find statistically significant differences, we can be confident that the corresponding right-hand-side variable has an effect on the outcome variable.

A baseline survey covering 12 traditional authority (TA) areas in 3 tobacco-growing districts of Malawi was carried out in February–March 2011. Between July 2011 and 2015, interventions were implemented in 5 of the 12 TAs. In November 2015, an endline child labour survey was conducted in the 12 TAs, thus enabling before–after comparison between treatment and non–treatment TAs.

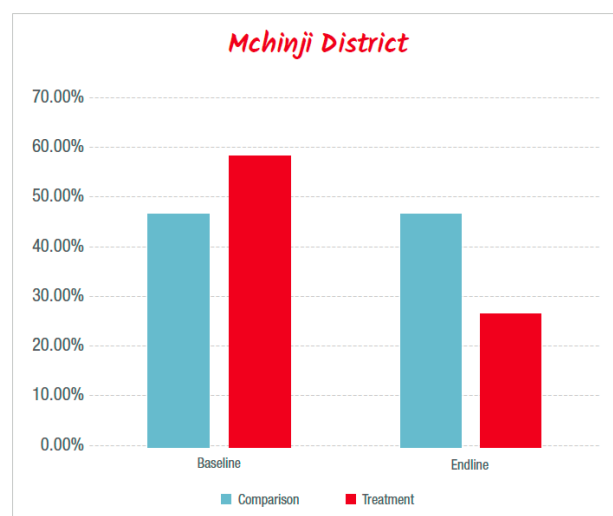
CLEAR PROJECT IMPACT ON CHILD LABOUR IN TOBACCO GROWING IN THREE DISTRICTS

The impact estimates of child labour in tobacco-related work are based on the difference-in-differences framework. The impact estimate of the CLEAR Project’s effect on child labour in tobacco-related work in Mchinji District stands at -30.2 percentage points, which is more than a 50% reduction for the CLEAR Project treatment areas in Mchinji District.

Similarly, we found large and significant impact of the CLEAR Project on child labour in tobacco work in Ntchisi (-16.64 percentage points) and in Rumphi (-53.6 percentage points). Rumphi district witnessed an increase in tobacco production during the implementation of the CLEAR project.

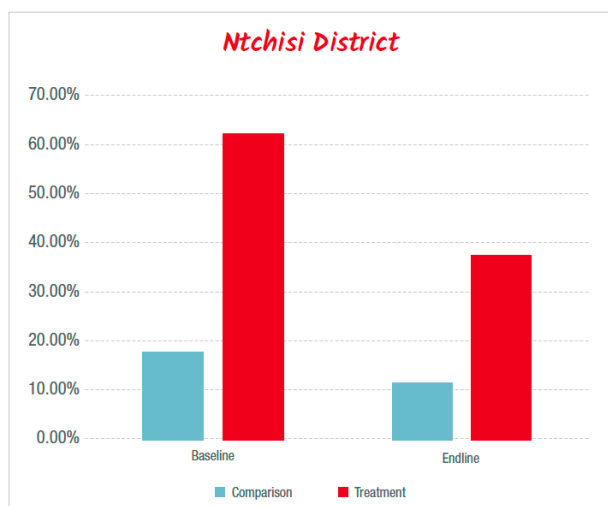
30.2

percentage points reduction in child labour in tobacco in Mchinji district



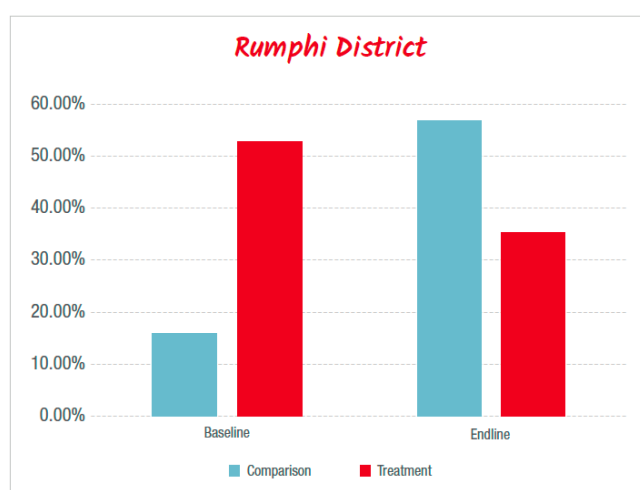
16.6

percentage points reduction in child labour in tobacco in Ntchisi district



53.6

percentage points reduction in child labour in tobacco in Rumphi district



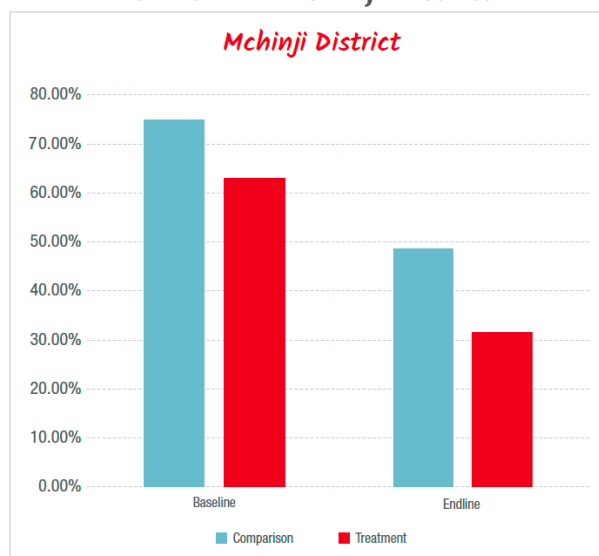
“Although it is not possible to attribute Rumphi’s high level of success in reducing child labour in tobacco growing to one specific element (of the project), it is important to note a few unique elements of the CLEAR Project that occurred in Rumphi that may have facilitated its success. The first is that Rumphi received the construction of the safe space to house withdrawn children. Second, Rumphi also showed the least amount of tobacco-related activities at baseline (52%) in comparison to Mchinji (58%) and Ntchisi (62%), which suggests that people who participated in the CLEAR Project were effectively sensitized to the issues of child labour and prevented the issue from growing more pervasive.”

CLEAR PROJECT IMPACT ON CHILD LABOUR IN TOBACCO IN ALL TYPES OF WORK

The bar graphs present the impact estimates of child labour in any work based on a difference-in-differences framework. The results show that the CLEAR Project also reduced child labour in other types of work, such as household chores and other agricultural activities excluding tobacco. For instance, at the baseline, 62% of children in the treatment areas in Mchinji participated in any work while 74.5% in the comparison villages did, resulting in a difference of -12.5%. At the end of the CLEAR Project implementation, only 33.2% of the children in the treatment villages in Mchinji reported that they have carried out any work and 49.4% of the children in the comparison reported so. Hence, the DID estimate of CLEAR's impact on child labour in all types of work is 3.7 percentage points, which represents 6% reduction in child labour.

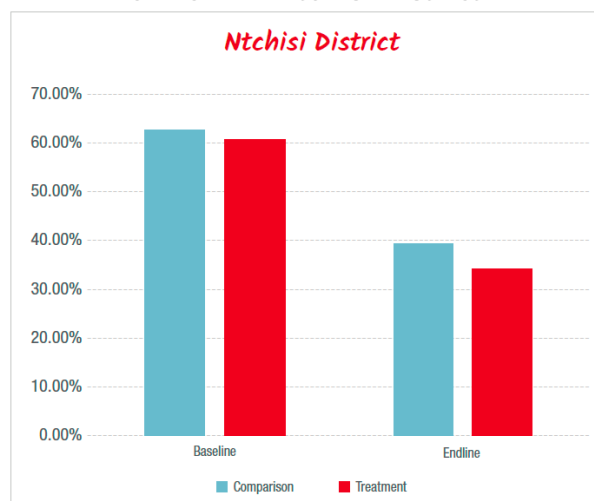
6%

reduction in child labour in any type of work in Mchinji District



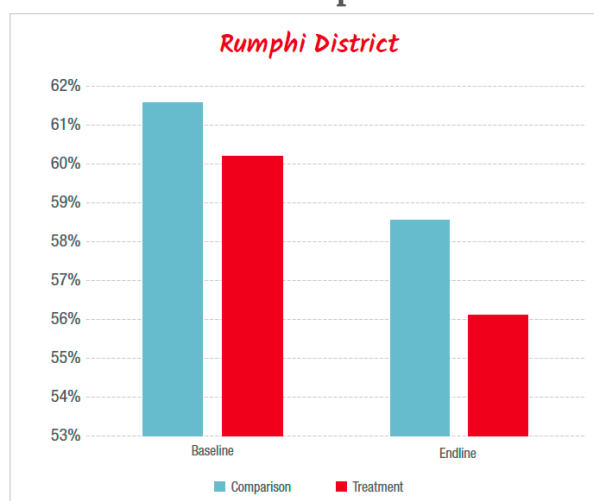
5.8%

reduction in child labour in any type of work in Ntchisi District



2%

reduction in child labour in any type of work in Rumphi District



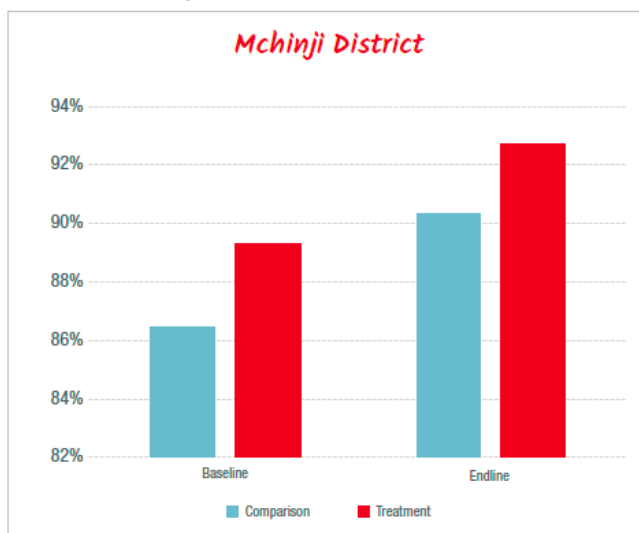
IMPAQ INTERNATIONAL LUC *“The difference-in-differences estimate of the CLEAR Project effect on child labour in any work in Mchinji District stands at -3.7 percentage points, a much smaller impact compared to the outcome of child labour in tobacco-related work for the CLEAR Project treatment areas in Mchinji District. Similarly, we found some evidence that the CLEAR Project produced impact on child labour in any work in Ntchisi (-3.5 percentage points) and in Rumphi (-1.2 percentage points), much smaller in magnitude compared to the impact estimates of tobacco-related work.”*

CLEAR PROJECT IMPACT ON SCHOOL ATTENDANCE

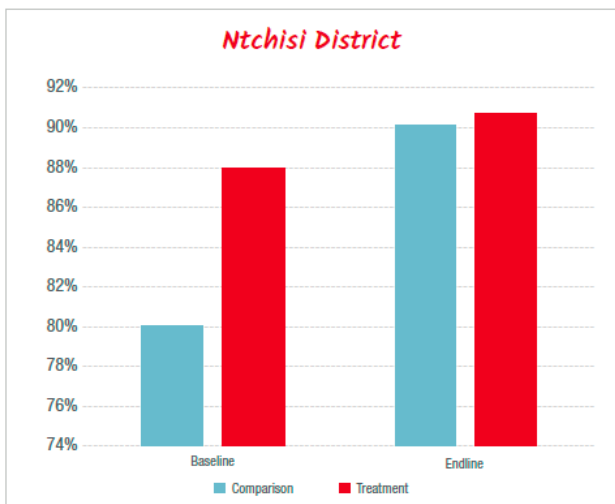
High costs of education and limited access to schools are often seen as important determinants of child labour, and empirical evidence of the effectiveness of the CLEAR Project on school attendance there has important policy implications.

Findings show that all treatment districts experienced increases in children’s school attendance during the CLEAR Project.

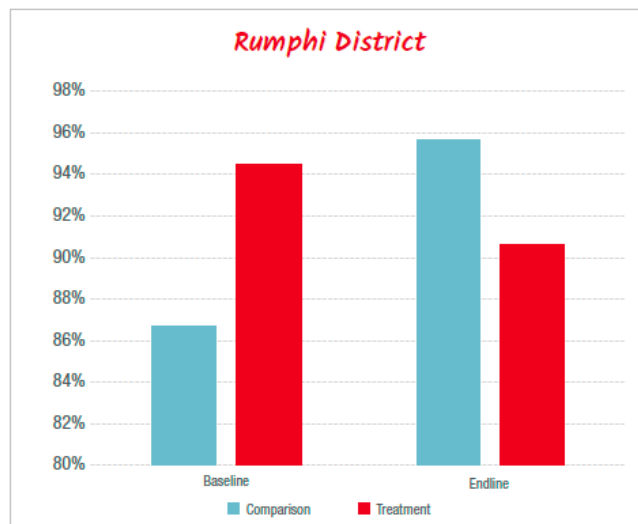
0.6 percentage point increase in school attendance in Mchinji district for Children 5-17



7.4 percentage point increase in school attendance in Ntchisi district for Children 5-17



12.9 percentage point increase in school attendance in Rumphi district for Children 5-17



IMPAQ INTERNATIONAL LTD. “The bar graphs present the impact estimates of school attendance based on a difference-in-differences framework. At the baseline, 86.3% of children in the treatment villages in Mchinji were attending school while 89.3% in the comparison villages reported so, resulting in a difference of 3%. At the end of the CLEAR Project, over 90% of the children in the treatment villages in Mchinji reported that they were attending school and 92.7% of the children in the comparison villages reported so as well. Hence, the difference-in-differences estimate of the CLEAR Project effect on school attendance in Mchinji district stands at 0.6 percentage points. We found much larger impact of the CLEAR Project on school attendance in Ntchisi (7.4 percentage points) and in Rumphi (12.9 percentage points).

Our programmes are designed in line with the national action plans of countries where we operate. This way, we make a contribution to national, district, community, and household goals while making a better life for children in tobacco growing.

CLEAR PROJECT RELEVANCE



Project relevance is defined as the extent to which the objectives of a development intervention are consistent with beneficiaries' requirements, country needs, global priorities, and partner and donor policies.

To assess the CLEAR Project's relevance, we collected data through key informant interviews, focus group discussions, and on-site observations. We analyzed the following elements of project design and planning:

- Contextual factors
- Beneficiary needs
- Linkages with previous work
- Critical project design elements
- Stakeholder engagement

Based on data collected from primary sources and our own observations and assessment, we accordingly conclude that the CLEAR Project's design was well-suited to the social, cultural, and political context of Malawi, adequately satisfied the needs of stakeholders and the beneficiary population, and was properly targeted.

“It is an excellent model, more holistic. I wish it was replicated all over.”

– Save the Children staff member

CLEAR PROJECT IMPACT AND SUSTAINABILITY

Impact refers to the positive and negative changes produced by an intervention, intended or unintended. Sustainability, on the other hand, is concerned with measuring whether the benefits of an activity are likely to continue after donor funding has been withdrawn.

Based on our interviews with key informants, our own site observations, and in-depth assessment, we found that:

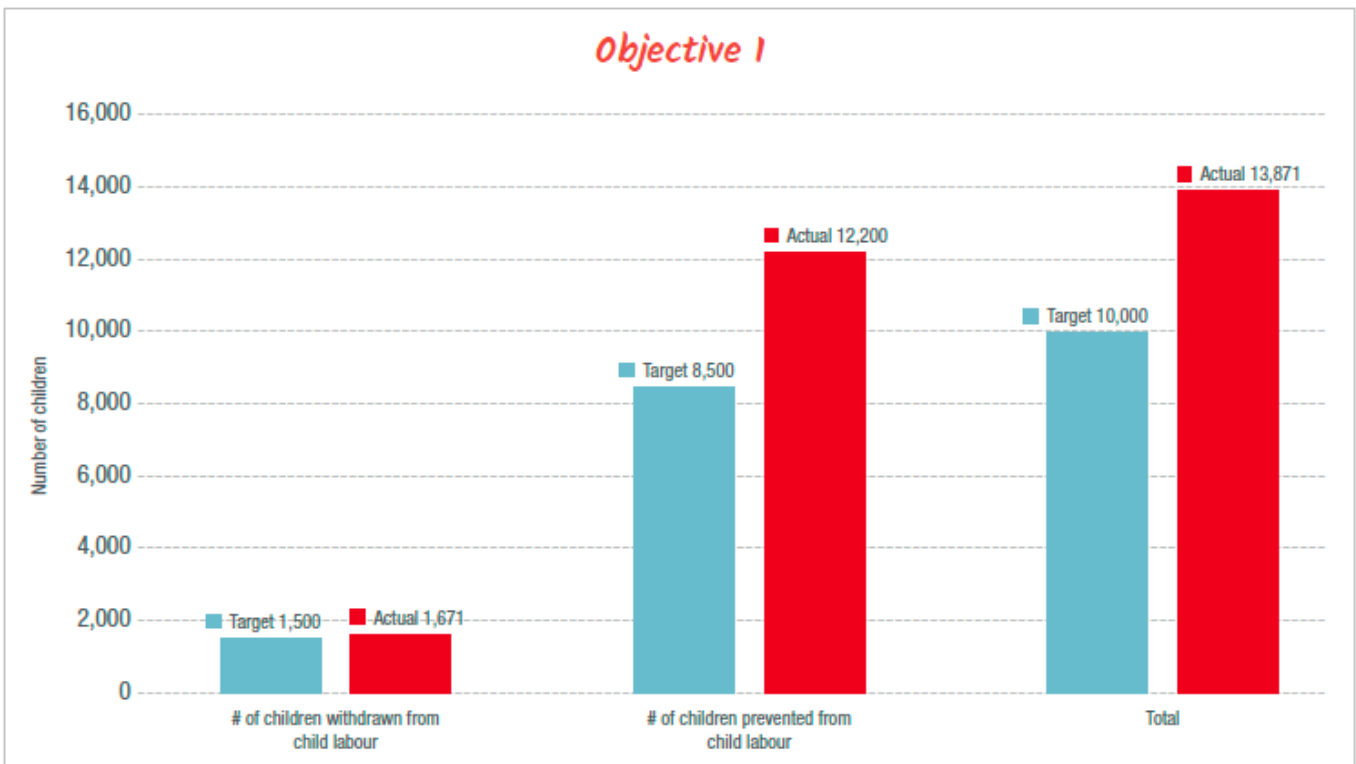
- The CLEAR Project positively impacted child labour, school enrolment, awareness of child labour, household livelihoods, tobacco companies, and occupational safety and health practices on tobacco farms; and
- Some key elements of the CLEAR Project, such as community child labour structures, referral systems, savings clubs, and knowledge transferred, have a high chance of sustainability beyond the CLEAR Project.



This section presents the project outputs, based on the ECLT’s Monitoring and Evaluation System. The M & E system enables ECLT and its implementing partners to track, analyze and steer the performance on a quarterly basis.

OBJECTIVE 1: IDENTIFICATION, WITHDRAWAL AND REFERRAL OF CHILDREN IN CHILD LABOUR

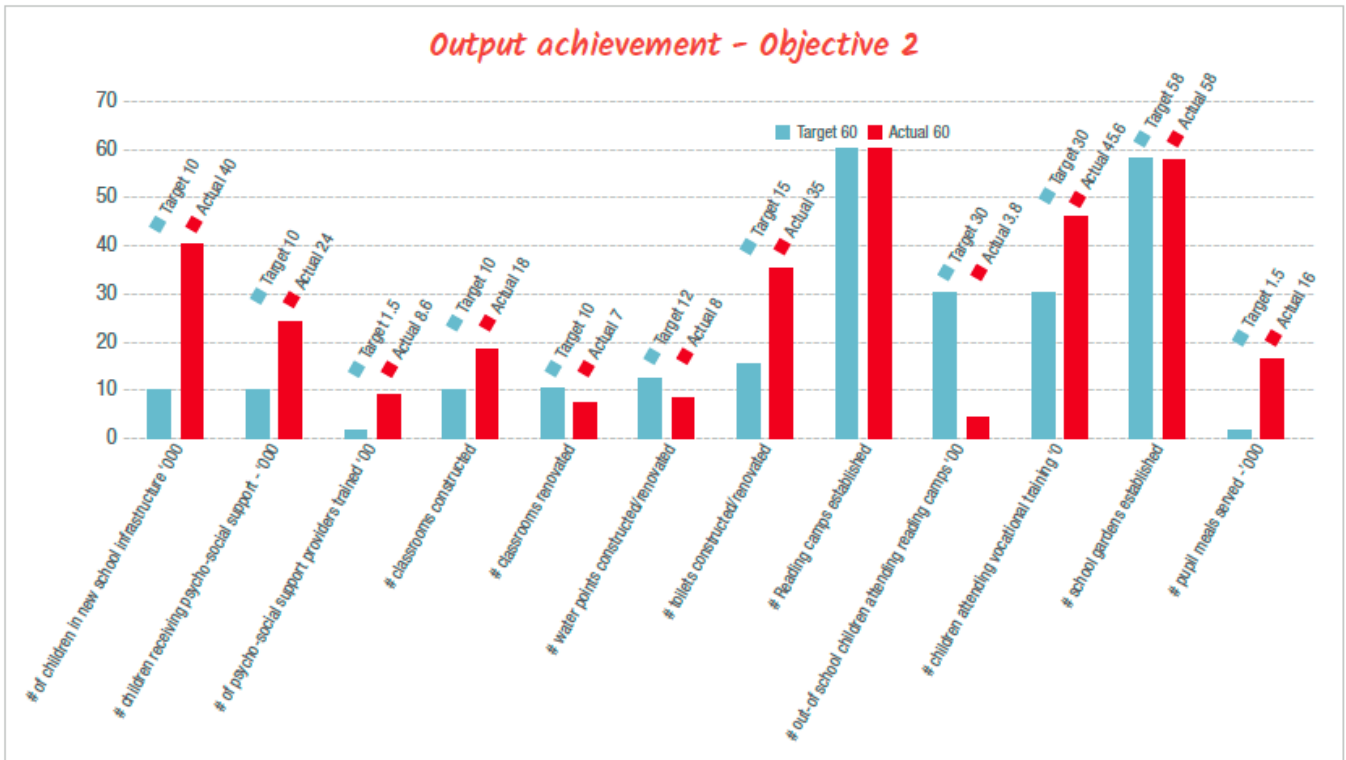
Read more details about how we identify working children, remove them from hazardous work and link them to referral services at <http://www.eclt.org/what-we-do/withdrawal>



57,875
children benefitted
from new toilets,
classroom blocks,
psychosocial support,
and school feeding,
against a target
of **14,950**

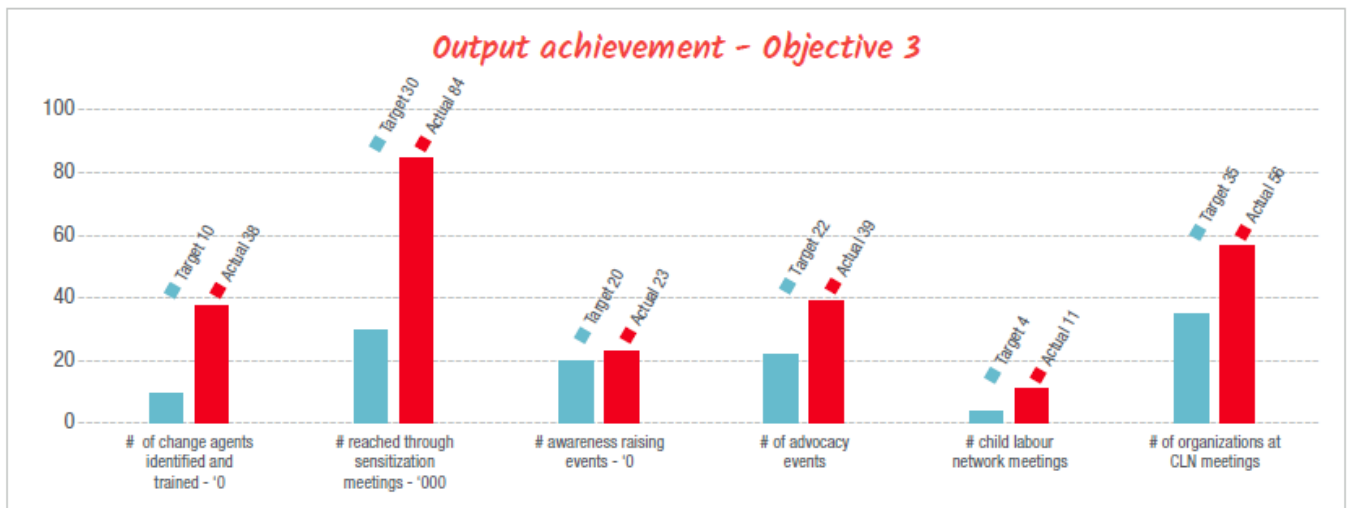
OBJECTIVE 2: IMPROVING ACCESS TO EDUCATION AND BASIC SOCIAL SERVICES

Read more about how we promote the right to education in tobacco-growing communities at <http://www.eclt.org/what-we-do/education>



OBJECTIVE 3: ADVOCACY AND AWARENESS RAISING

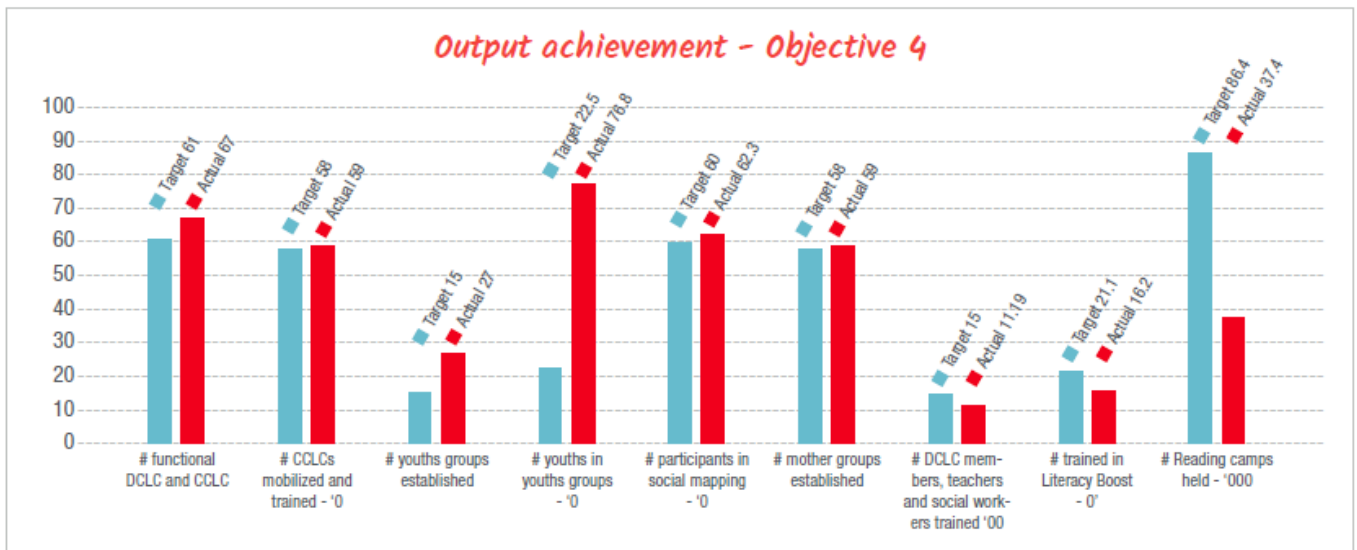
Read more about how we raise awareness at <http://www.eclt.org/what-we-do/awareness> and our approach to influencing policy at <http://www.eclt.org/our-approach/influence-public-policy>



88,140 people reached with child labour messages,
against a target of **30,270**

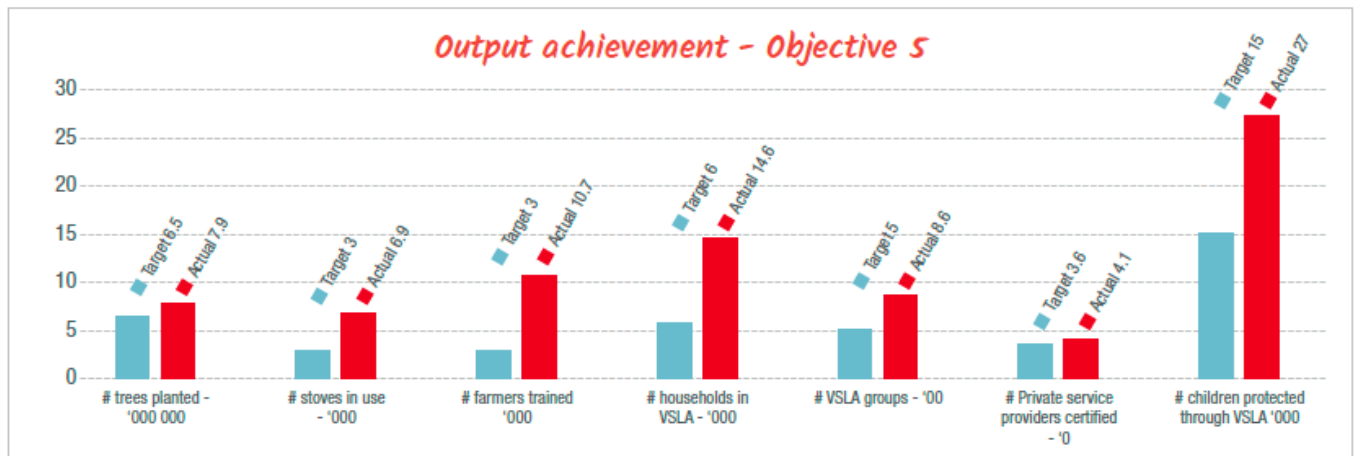
OBJECTIVE 4: BUILDING CAPACITY OF COMMUNITY, DISTRICT AND NATIONAL STRUCTURES TO ADDRESS CHILD LABOUR

Read more about how we strengthen communities at <http://www.eclt.org/what-we-do/strengtheningcommunities>



OBJECTIVE 5: IMPROVING LIVELIHOODS

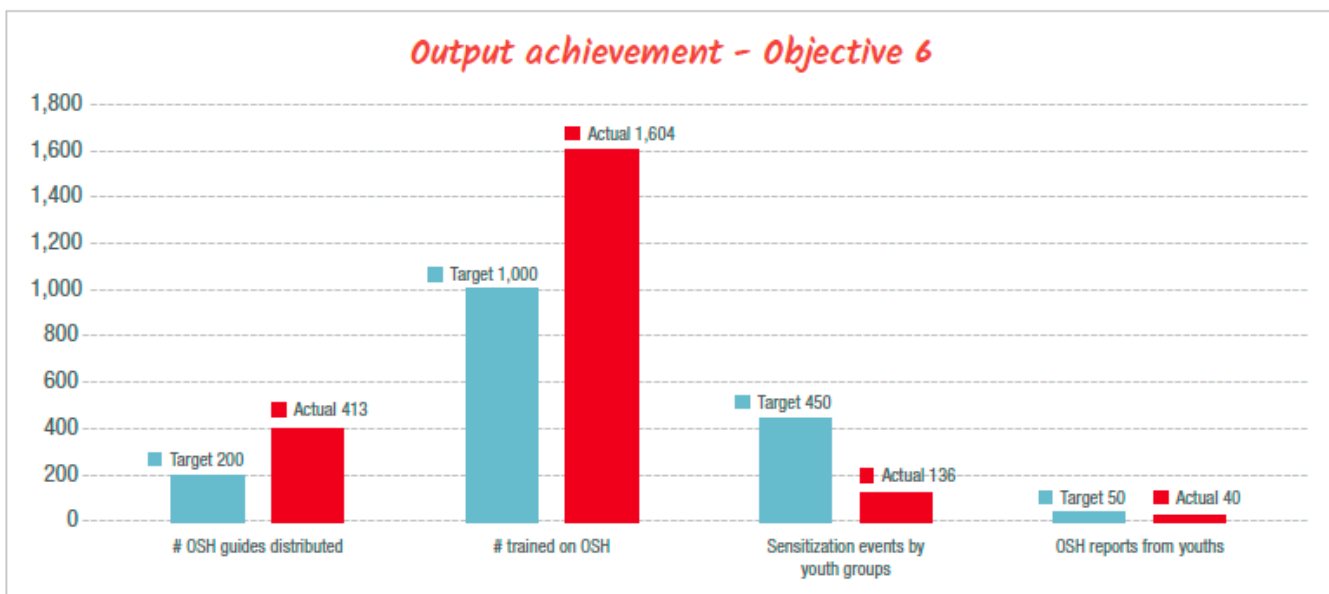
Read more about how we alleviate poverty at <http://www.eclt.org/what-we-do/alleviating-poverty>



14,639 adults
 accessing financial services through
 Village Savings and Loans Associations,
 against a target of **6,000**

OBJECTIVE 6: OCCUPATIONAL SAFETY AND HEALTH

Read more about how we strengthen communities at <http://www.eclt.org/what-we-do/strengtheningcommunities>



Thanks to our implementing partners:

Save the Children Malawi



Youthnet and Counselling (YONECO)



Total Land Care (TLC)




Creative Centre for Community Mobilization (CRECCOM)

**WITH OUR PARTNERS, WE ARE COMMITTED
TO PROGRESSIVELY ELIMINATING CHILD LABOUR
IN TOBACCO GROWING COMMUNITIES
TO MAKE CHILDREN'S LIVES BETTER**

 ecltfoundation

 ecltfoundation

 Eliminating Child Labour in Tobacco Growing Foundation

 www.eclt.org



ECLT Foundation

Rue Jacques-Dalphin 14

1227 Carouge, Geneva

Switzerland