



# Project Impact
























Last updated:  
22.09.05





## Together Ensuring Children's Safety (TECS), Malawi

<b>Overall amount</b>	<b>Population target</b>	<b>Target region</b>
USD 2'245'000	11'500 adults and 5'500 children	60 villages in 2 districts (Dowa and Kasungu)
<b>Project period</b>		

Activities	Target
<b>Food security</b>	<p>0% ————— 100%</p> <p><b>Number of villages</b> </p> <p>60 of 60 reached Spill-over effect on 160 neighboring villages</p>
<b>Total Land Care TECS</b>	<p><b>Small scale irrigation: pumps</b> </p> <p>499 installed compared with 150 planned, of which only 13.5% are not in use, which is an improvement from the March factsheet, which had a rate of 43% of pumps unused</p>
	<p><b>Small scale irrigation: irrigated hectares</b> </p> <p>84 hectares compared to 18 planned</p>



 <b>Agro-Forestry</b>	<b>Agro-Forestry practices: nurseries</b>		223 created compared to 90 planned Rainy-season activity	
	<b>Agro-Forestry practices: trees planted</b>		1.34 million planted compared to 1 million planned Rainy-season activity	
	<b>Soil conservation: contour ridging</b>		216 out of 480ha planned It obtained little interest from the community, as this activity takes a long time to produce results	
	<b>Soil conservation: gully control</b>		27 gullies dug out of 30 planned	
	<b>Soil conservation: vetiver nurseries</b>		4 out of 42 ha No movement compared to last year as this activity occurs during rainy season (Nov-Jan)	
	<b>Soil conservation: contour vetiver hedgerows</b>		67 out of 134ha There has been improvement in the level of interest from the community as new extension and propagation efforts were deployed	
 <b>Education</b>	<b>Training of community leaders</b>		417 trained compared to 360 planned	
 <b>Awareness-raising</b>	<b>Rehabilitation of school blocks</b>		3.5 rehabilitated compared to 3 planned	
<b>Creative Center for Community Mobilisation</b>  <b>CRECCOM</b>	<b>Construction of classroom school blocks</b>		4 out of 5 built, 1 currently under construction	
	<b>Construction of teachers' houses</b>		4 built out of 12, 6 currently under construction	

	<p><b>Construction of permanent pit latrines</b></p> <p><b>Procurement of desks</b></p> <p><b>Establishment of model school gardens</b></p>	<p>16 out of 60 built</p> <p>280 out of 420 purchased</p> <p>2 woodlots established out of 8 planned</p>	
<p> <b>Access to water</b></p> <p><b>Nkhoma Synod</b></p>	<p><b>Targeted communities</b></p> <p><b>Formation of well committees</b></p> <p><b>Wells constructed</b></p> <p><b>Maintenance team, water sanitation team and leadership training</b></p>	<p>126 reached compared with 60 targeted Rainy season activity</p> <p>62 formed, 32 planned</p> <p>62 built compared with 32 planned</p> <p>27 trained compared to 3 planned Due to identified need for more training and availability of personnel, training was intensified</p>	
<p> <b>Health</b></p>	<p><b>CANCELLED</b></p>	<ul style="list-style-type: none"> <li>The Health component of the project was cancelled</li> <li>The allocated funding for the Health component will be partly used for 12 boreholes that will be built to improve access to water, until June 2006</li> </ul>	
<p><b>MID-TERM EVALUATION</b></p>		<ul style="list-style-type: none"> <li>Carried out in December 2003</li> </ul>	
<p><b>FINAL EVALUATION</b></p>		<ul style="list-style-type: none"> <li>The Final Evaluation will be carried out in November/December 2005</li> </ul>	

## NOTES

### FOOD SECURITY and AGRO- FORESTRY

Small-scale irrigation

- \* 226 households received a treadle pump and input pack, for a total of 499 farmers participating, 4 of which were bought by farmers using revolving funds.

### SOURCE INFORMATION DATE

- \* Factsheet update from TECS, September 2005
- \* TECS 2004-2005 Annual Report, September 2005

*Numbers are to be used with caution; they are provided as quantitative measurement at a given time. Communities' changes of attitude concerning child labour are difficult to quantify.*

#### Legend



Improved progress compared to last factsheet



No progress compared to last factsheet



Decreased progress compared to last factsheet



Progress beyond target was made